



NH 300 B

A 2-axles powerful, sturdy and compact locomotive for industrial and small railway yards at a low cost

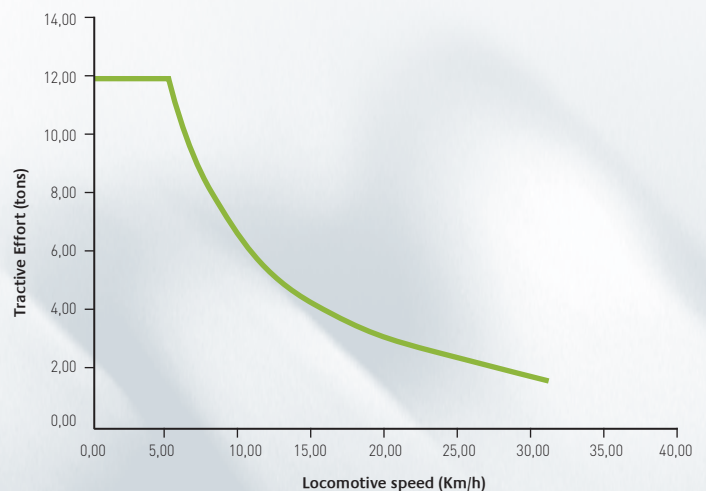


Main characteristics

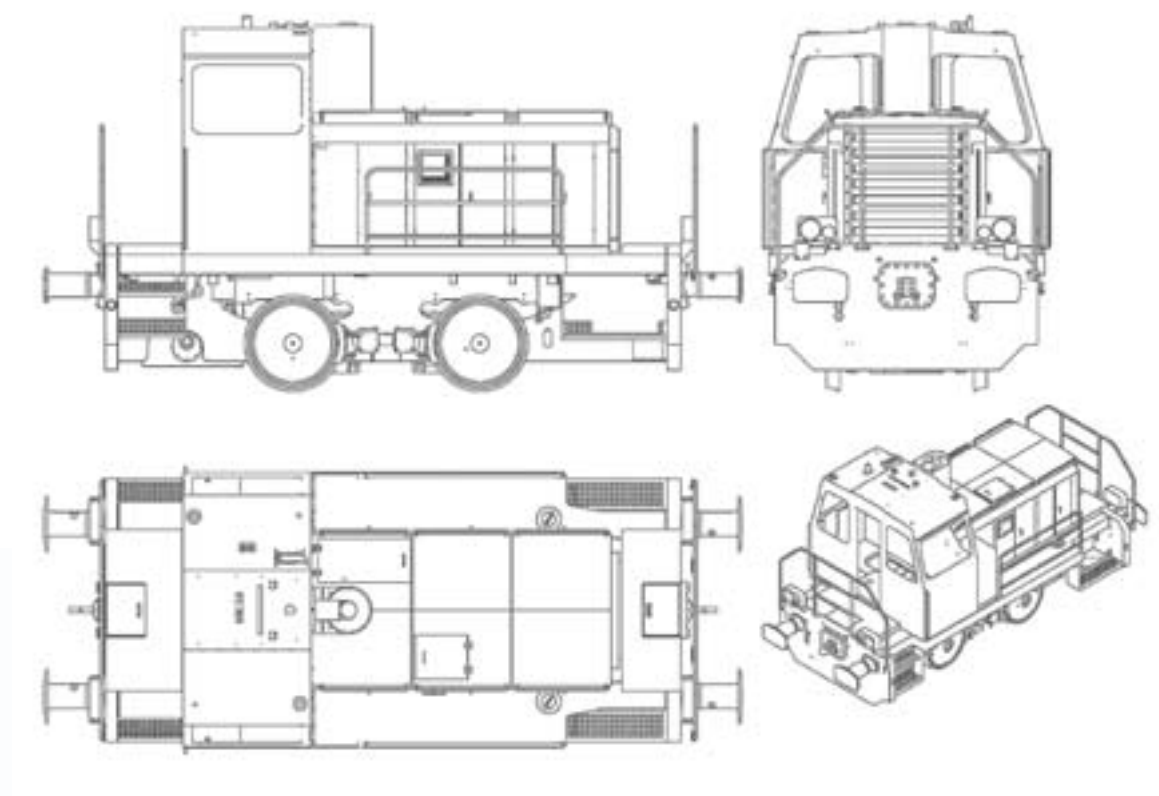
DIESEL ENGINE	Caterpillar C type
POWER	350 hp
TRANSMISSION	Hydrostatic
WEIGHT	24 to 40 tons
PEAK SPEED	30 KM/H
MINIMUM CONTINUOUS SPEED	0 KM/H
STARTING TRACTIVE EFFORT	120 kN
WHEELS DIAMETER	920 mm
GAUGE	All gauges
LENGTH	7085 mm
WIDTH	2800 mm
HEIGHT	3800 mm

Tractive effort curve


Maximum and constant tractive effort from 0 km/h up to around 8 km/h without overheating.



General layout



Ergonomic driver desk with joysticks for traction/brake control



Axles gear box arrangement - Hydraulic motors directly connected to the three-stage axle reducing gear